

Scaled data based on original data using  
LM-79-08 Approved Method: Electrical and Photometric Measurements of Solid-  
State Lighting Products

Test Report Prepared for  
Cooper Lighting Solutions  
(formerly Eaton)

Brand: McGRAW-EDISON

Report Number: P271691

Luminaire Tested: **IST-AF-350-LED-E1-RW-7027-ULG**

Issue Date: 3/3/2020

**Test Information**

Test Method: LM-79-08  
Report Number: P271691  
TEST IS SCALED FROM IESNA LM-79-08 TEST DATA (P29767)-DOWNLIGHT AND  
Test Lab: INNOVATION CENTER-P2  
Issue Date: 3/3/2020  
Manufacturer: COOPER LIGHTING SOLUTIONS (FORMERLY EATON)  
Product Line: MCGRAW-EDISON  
Catalog Number: IST-AF-350-LED-E1-RW-7027-ULG  
Description: IMPACT ELITE LED TRAPEZOID LUMINAIRE WITH UPLIGHT  
LIGHT SQUARE WITH ACCULED OPTICS-RECTANGULAR WIDE TYPE I, WITH UPLIGHT  
GLOW  
Light Source: (16) 2700K CCT, 70 CRI LEDs and (1) UPLIGHT LED  
Ballast/Driver: ELECTRONIC DRIVER

**Summary**

Lumens per Lamp: N/A  
Luminaire Lumens: 3845.8 lumens  
Efficiency: N/A  
Efficacy: 104.5 lumens/watt  
Luminous Opening: Rectangular w/ Sides (W: 0.5' x L: 0.5' x H: 0.54')  
IES Classification: Type II - Medium - Non-Cutoff  
BUG Rating: B1 - U5 - G1  
  
Input Watts (W): 36.79  
Input Voltage (V): 120  
Input Current (Ain): NR  
Voltage Rise (V): NR  
Power Factor: NR  
Total Harmonic Distortion (THDi): NR  
Frequency (hertz): 60  
Stabilization Time: NR  
Operation Time: NR  
Ambient Temperature (°C): NR  
Test Distance: 25 FT

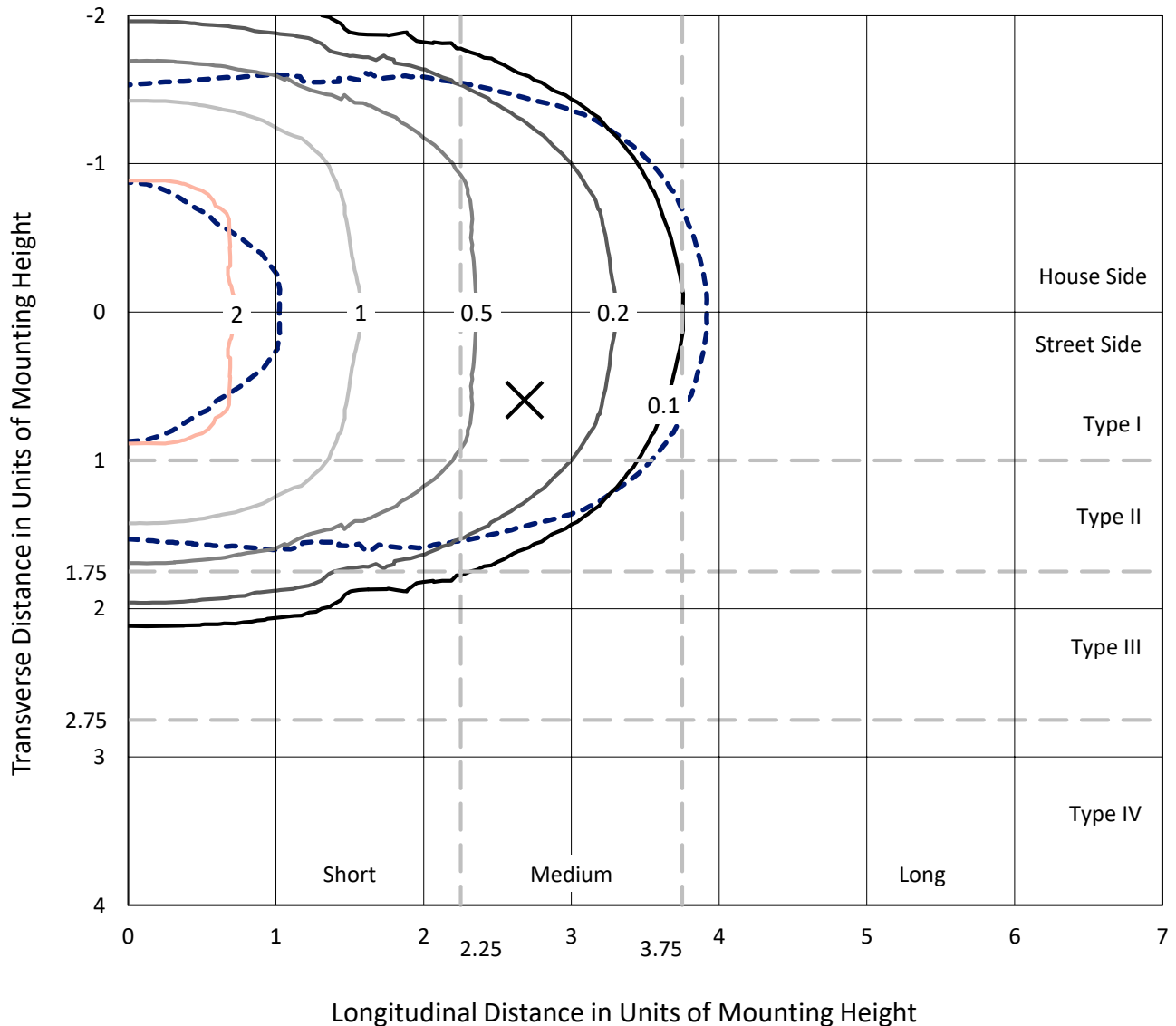


REPORT NUMBER: P271691

CATALOG NUMBER: IST-AF-350-LED-E1-RW-7027-ULG

### Iso-Footcandle Lines of Horizontal Illumination

× Max cd  
 - - - 1/2 Max cd

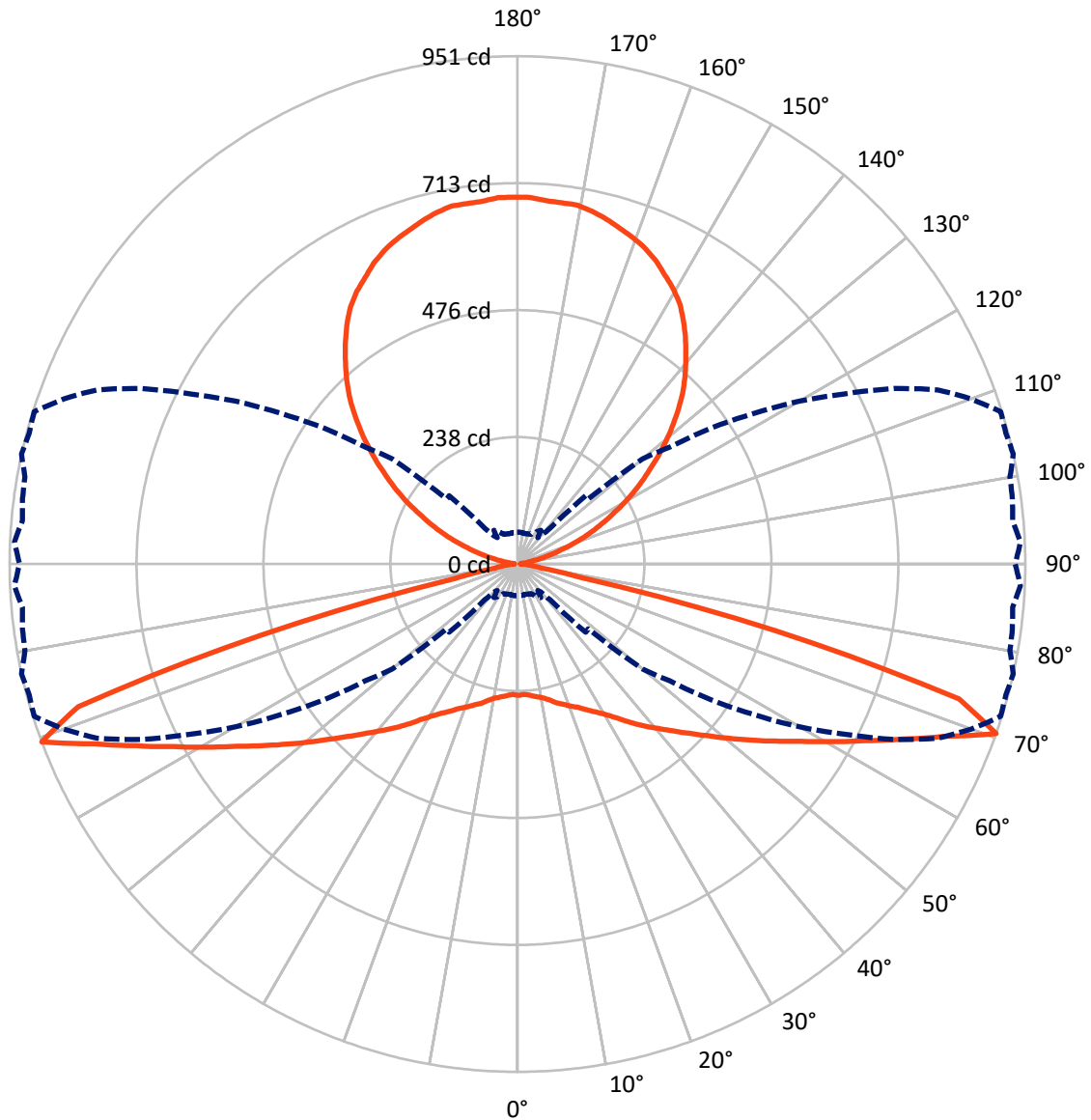


Based on 10 foot mounting height. Maximum calculated value = 2.5 fc  
 Type II - Medium - Non-Cutoff

REPORT NUMBER: P271691

CATALOG NUMBER: IST-AF-350-LED-E1-RW-7027-ULG

### Luminous Intensity Polar Plot



— Vertical Plane Through 77.5-Deg Lateral    - - - Horizontal Cone Through 70-Deg Vertical

REPORT NUMBER: P271691

CATALOG NUMBER: IST-AF-350-LED-E1-RW-7027-ULG

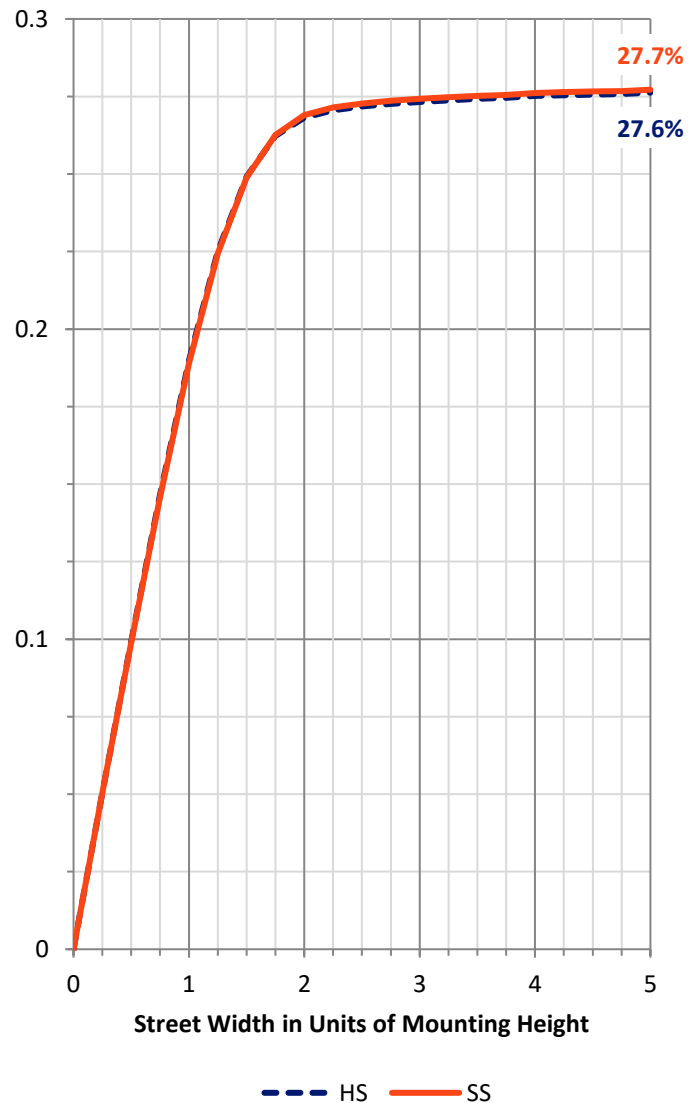
**FLUX DISTRIBUTION:**

		Downward	Upward	Total
<b>House Side</b>	Lumens	1071.2	851.7	1922.9
	% Fixture	27.9	22.1	50.0
<b>Street Side</b>	Lumens	1071.2	851.7	1922.9
	% Fixture	27.9	22.1	50.0
<b>Total</b>	Lumens	2142.5	1703.3	3845.8
	% Fixture	55.7	44.3	100.0

**Coefficient of Utilization**

**ZONAL LUMENS:**

Zone	Lumens	% Fixture
0°-10°	23.8	0.6
10°-20°	74.4	1.9
20°-30°	139.6	3.6
30°-40°	243.9	6.3
40°-50°	397.6	10.3
50°-60°	544.2	14.1
60°-70°	500.6	13.0
70°-80°	195.7	5.1
80°-90°	22.8	0.6
90°-100°	9.4	0.2
100°-110°	56.3	1.5
110°-120°	163.0	4.2
120°-130°	268.1	7.0
130°-140°	330.6	8.6
140°-150°	338.2	8.8
150°-160°	284.9	7.4
160°-170°	187.6	4.9
170°-180°	65.0	1.7
0°-90°	2142.5	55.7
0°-180°	3845.8	100.0



REPORT NUMBER: P271691

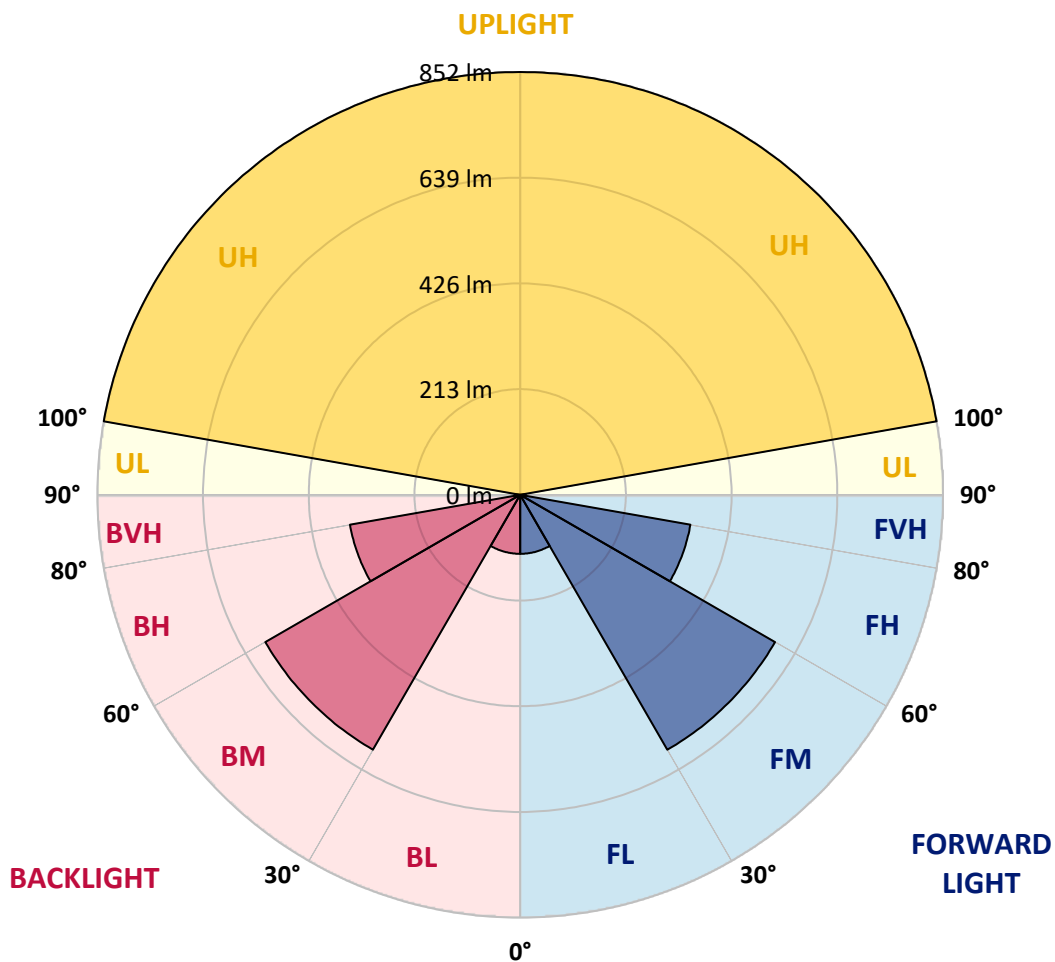
CATALOG NUMBER: IST-AF-350-LED-E1-RW-7027-ULG

**LUMINAIRE CLASSIFICATION SYSTEM LUMEN TABLE AND BUG RATING:**

Zone	Lumens	% Fixture	Zone Rating/Lumen Limit		
			B	U	G
FL (0°-30°)	118.9	3.1			
FM (30°-60°)	592.9	15.4			
FH (60°-80°)	348.1	9.1			G0/660
FVH (80°-90°)	11.4	0.3			G1/100
BL (0°-30°)	118.9	3.1	B1/500		
BM (30°-60°)	592.9	15.4	B1/1000		
BH (60°-80°)	348.1	9.1	B1/500		G1/500
BVH (80°-90°)	11.4	0.3			G1/100
UL (90°-100°)	9.4	0.2		U1/10	
UH (100°-180°)	851.7	22.1		U4/1000	

**BUG Rating: B1-U5-G1**

Type II Medium





REPORT NUMBER: P271691

CATALOG NUMBER: IST-AF-350-LED-E1-RW-7027-ULG

**CANDELA DISTRIBUTION (FULL):**

	0°	5°	15°	25°	35°	37.5°	40°	42.5°	45°	47.5°	50°
0°	246.0	246.0	246.0	246.0	246.0	246.0	246.0	246.0	246.0	246.0	246.0
2.5°	245.1	244.8	244.8	245.1	245.8	246.0	245.3	245.8	245.8	245.3	246.3
5°	245.8	245.3	245.8	246.3	247.3	248.2	247.9	247.9	248.2	247.7	249.2
7.5°	245.1	244.8	245.3	246.9	249.2	250.4	250.4	250.4	251.1	250.8	252.6
10°	242.3	241.9	243.5	246.3	250.4	251.3	252.3	252.6	254.5	254.5	256.5
12.5°	239.8	240.0	242.3	246.7	253.3	253.6	254.8	256.2	258.6	257.4	260.9
15°	240.7	241.4	244.2	249.5	258.4	258.0	258.9	260.1	264.3	261.5	267.2
17.5°	245.3	246.3	249.5	255.7	264.9	263.3	264.6	266.4	271.8	268.4	275.0
20°	253.0	254.2	257.7	264.6	273.2	271.6	272.8	275.0	281.3	277.8	284.4
22.5°	263.0	264.3	268.1	276.0	285.1	283.2	284.4	286.4	293.3	288.0	296.1
25°	276.6	277.8	282.0	290.2	300.6	298.3	299.0	300.2	307.5	301.2	309.1
27.5°	295.5	296.8	300.2	308.1	318.2	316.3	316.9	318.2	325.7	319.4	326.4
30°	319.4	320.8	323.9	331.7	340.3	338.0	339.0	339.9	346.8	340.5	346.3
32.5°	347.8	347.5	352.1	360.4	367.9	363.8	363.8	363.8	370.6	364.2	368.6
35°	381.2	381.2	385.9	393.7	400.7	396.1	393.7	392.5	399.7	391.9	395.1
37.5°	417.7	416.2	423.4	430.6	437.3	431.3	429.4	427.9	433.2	424.4	426.0
40°	456.5	455.2	463.1	471.3	475.7	467.7	466.2	464.3	470.0	461.5	461.2
42.5°	491.7	490.8	500.9	510.3	515.6	505.7	503.4	501.5	507.8	499.3	497.4
45°	521.6	521.4	533.1	545.9	555.4	544.7	543.1	539.9	546.3	535.9	534.9
47.5°	545.0	543.7	557.8	576.8	591.9	580.9	580.7	578.4	585.0	573.7	572.4
50°	560.7	561.7	577.1	599.2	623.7	613.4	614.4	613.4	623.2	611.7	613.4
52.5°	563.6	565.4	585.3	614.4	648.7	636.0	643.3	646.2	658.4	648.7	651.8
55°	529.9	535.2	565.4	615.9	664.0	656.2	665.4	673.5	690.9	682.6	688.3
57.5°	454.6	465.6	500.5	573.7	662.2	666.6	685.1	697.8	718.9	711.6	724.9
60°	351.2	358.9	397.6	483.0	601.8	607.7	641.4	681.5	730.0	740.0	760.9
62.5°	230.0	234.4	272.2	358.9	497.4	499.3	541.2	593.2	677.3	699.4	757.6
65°	114.1	120.0	140.1	206.7	348.5	345.8	391.9	452.7	561.7	586.0	680.7
67.5°	71.1	72.1	76.3	95.8	174.5	155.0	192.8	256.5	388.4	410.2	530.4
70°	59.8	59.6	58.6	61.4	76.9	62.4	69.0	90.1	180.8	179.9	306.0
72.5°	55.2	54.2	51.7	51.3	53.6	49.1	49.8	51.0	72.4	60.7	117.8
75°	50.8	48.9	45.6	44.7	44.7	41.2	41.2	41.6	46.9	44.1	53.6
77.5°	45.4	43.2	40.1	38.8	37.5	33.7	33.3	33.7	37.8	35.2	40.1
80°	39.1	36.9	34.7	32.8	30.9	27.4	26.5	26.5	29.9	27.4	31.2
82.5°	34.0	31.2	30.5	27.4	24.5	21.4	20.5	19.0	22.1	19.2	23.4
85°	25.2	23.0	28.9	24.3	19.5	17.3	13.8	11.7	13.8	11.4	14.8
87.5°	14.6	13.6	25.5	19.2	17.3	18.5	11.4	8.2	7.8	7.0	8.2
90°	7.7	8.1	11.0	10.7	11.7	9.4	8.4	8.1	8.7	8.2	9.1
92.5°	4.0	4.0	4.9	5.9	5.9	5.9	5.9	5.9	5.9	6.1	6.4
95°	4.9	4.9	5.9	6.8	6.8	6.8	6.8	6.8	6.8	6.8	6.8
97.5°	6.8	6.8	7.8	7.8	8.8	8.8	8.8	8.8	8.8	9.6	10.3
100°	7.8	7.8	8.8	9.8	11.8	13.9	16.2	18.4	20.6	22.5	24.5
102.5°	10.8	10.8	12.8	17.7	26.5	29.6	32.9	36.1	39.3	41.7	44.2
105°	20.6	21.6	26.5	35.3	47.1	50.8	54.4	58.1	61.8	64.0	66.3
107.5°	40.2	41.2	48.1	57.0	71.7	75.4	79.1	82.6	86.3	88.1	89.8
110°	64.8	66.7	72.7	85.4	100.1	103.0	106.0	109.0	111.9	113.4	114.8



REPORT NUMBER: P271691

CATALOG NUMBER: IST-AF-350-LED-E1-RW-7027-ULG

**CANDELA DISTRIBUTION (continued):**

	0°	5°	15°	25°	35°	37.5°	40°	42.5°	45°	47.5°	50°
112.5°	97.2	97.2	104.0	118.8	131.5	133.7	135.9	138.2	140.3	141.6	142.8
115°	137.4	136.5	144.3	156.0	164.9	166.4	167.8	169.3	170.8	171.9	173.2
117.5°	180.6	180.6	185.5	193.3	198.3	199.1	199.7	200.4	201.2	202.7	204.2
120°	220.8	218.8	221.8	228.7	232.6	234.1	235.5	237.1	238.5	239.3	239.9
122.5°	258.2	255.2	256.2	262.0	266.0	267.4	269.0	270.4	271.8	272.4	272.8
125°	292.5	288.5	290.5	293.5	299.3	300.6	301.8	303.1	304.3	305.1	305.7
127.5°	323.9	322.9	322.9	326.8	332.7	332.9	333.2	333.5	333.7	334.9	336.1
130°	356.3	354.3	355.3	359.2	363.2	363.6	364.2	364.6	365.1	366.3	367.6
132.5°	388.7	386.7	385.7	393.5	396.5	396.7	397.1	397.3	397.5	398.9	400.5
135°	421.0	418.1	418.1	424.0	427.0	427.4	428.0	428.4	428.9	430.4	431.8
137.5°	451.5	448.5	450.5	451.5	455.4	456.4	457.3	458.3	459.3	460.5	461.8
140°	479.0	476.0	478.0	480.0	481.9	483.4	484.8	486.3	487.8	488.6	489.3
142.5°	508.4	505.5	507.5	508.4	511.3	512.3	513.3	514.3	515.3	515.8	516.3
145°	539.8	535.9	534.0	536.8	539.8	540.0	540.3	540.6	540.8	541.9	543.3
147.5°	564.3	561.4	560.5	563.3	563.3	563.6	563.9	564.1	564.3	565.6	566.8
150°	584.0	581.0	582.0	582.0	582.0	582.0	582.0	582.0	582.0	583.0	584.0
152.5°	599.7	596.7	596.7	597.7	598.7	598.7	598.7	598.7	598.7	598.9	599.2
155°	617.3	613.5	613.5	615.4	618.3	617.9	617.3	616.9	616.3	615.9	615.4
157.5°	634.0	631.1	631.1	632.0	634.0	633.8	633.6	633.2	633.0	632.9	632.6
160°	650.7	647.8	646.8	643.8	642.8	642.8	642.8	642.8	642.8	643.6	644.4
162.5°	660.5	656.6	656.6	652.7	648.8	649.3	649.7	650.2	650.7	651.7	652.7
165°	668.4	665.5	663.5	663.5	660.5	660.5	660.5	660.5	660.5	660.3	660.1
167.5°	677.2	674.3	671.3	673.3	675.3	674.4	673.8	673.1	672.3	670.6	668.9
170°	685.0	682.2	679.2	679.2	680.2	679.7	679.2	678.7	678.2	677.1	675.7
172.5°	686.0	684.1	682.2	680.2	677.2	677.2	677.2	677.2	677.2	677.1	676.7
175°	687.0	685.0	684.1	682.2	678.2	678.0	677.7	677.4	677.2	677.2	677.2
177.5°	693.9	692.0	687.0	686.0	684.1	683.6	683.1	682.6	682.2	681.9	681.6
180°	687.0	687.0	687.0	687.0	687.0	687.0	687.0	687.0	687.0	687.0	687.0





REPORT NUMBER: P271691

CATALOG NUMBER: IST-AF-350-LED-E1-RW-7027-ULG

**CANDELA DISTRIBUTION (continued):**

	52.5°	55°	57.5°	60°	62.5°	65°	67.5°	70°	72.5°	75°	77.5°
0°	246.0	246.0	246.0	246.0	246.0	246.0	246.0	246.0	246.0	246.0	246.0
2.5°	245.3	246.3	245.1	246.3	244.2	246.0	244.5	246.3	244.8	246.3	244.5
5°	246.9	249.5	246.7	250.2	246.0	250.2	246.7	250.4	247.3	250.4	246.9
7.5°	249.5	254.0	250.2	254.5	249.5	255.2	250.4	255.7	251.1	256.2	250.8
10°	252.6	258.4	253.3	258.9	253.0	259.6	253.6	260.5	254.2	261.1	254.5
12.5°	255.5	262.8	257.1	264.6	258.0	265.9	258.9	267.8	260.1	269.3	260.9
15°	260.9	270.3	263.0	272.2	264.6	273.7	266.2	276.3	267.8	278.1	269.3
17.5°	267.8	278.1	270.6	279.7	271.6	281.7	273.4	283.5	275.0	285.8	276.0
20°	277.3	287.5	279.7	288.5	280.7	289.8	281.7	290.8	283.5	292.7	284.1
22.5°	288.0	297.7	289.3	298.0	289.3	297.7	289.8	298.0	290.8	299.2	291.7
25°	300.8	309.9	301.5	309.1	300.2	307.8	300.2	307.8	301.2	308.4	302.8
27.5°	318.8	325.7	316.9	323.5	314.0	320.8	312.8	319.4	313.1	319.4	313.8
30°	339.0	345.3	335.2	340.5	330.1	335.2	326.6	332.4	325.7	331.7	327.3
32.5°	361.0	366.1	356.0	360.4	349.7	354.1	344.9	348.7	343.1	346.8	344.1
35°	385.6	390.7	380.3	384.4	373.7	377.4	368.2	370.1	364.5	367.0	364.5
37.5°	414.8	419.3	407.3	411.2	399.5	404.1	393.2	395.1	388.1	389.7	384.7
40°	446.4	451.1	436.9	440.7	426.2	431.5	419.3	420.6	411.2	412.7	404.9
42.5°	480.4	484.8	467.2	470.4	453.4	459.0	444.5	447.1	435.7	437.3	427.1
45°	518.0	520.4	500.9	503.1	482.6	488.3	470.0	474.8	461.2	464.3	452.7
47.5°	552.9	557.8	536.5	538.4	516.3	519.8	498.6	504.9	490.6	495.2	481.0
50°	592.9	596.7	576.3	576.5	555.2	556.3	532.8	539.1	523.3	528.3	513.2
52.5°	633.8	636.4	614.4	616.5	595.4	597.6	573.9	576.5	558.3	562.7	547.9
55°	673.5	674.2	655.9	655.2	635.4	639.5	613.4	619.0	597.4	602.0	585.3
57.5°	713.3	715.4	698.4	699.0	679.2	682.0	658.4	662.5	642.0	647.7	626.8
60°	755.1	762.0	745.3	747.6	728.6	734.4	705.7	711.0	688.6	697.8	675.4
62.5°	782.0	807.8	804.6	808.0	790.1	792.9	763.3	771.8	745.1	751.6	728.6
65°	731.0	794.2	826.4	861.7	862.6	871.6	843.0	846.1	819.4	817.7	790.7
67.5°	595.8	673.9	728.1	800.5	851.2	900.0	917.7	922.1	907.6	892.2	861.7
70°	359.4	444.8	524.5	609.9	689.9	777.8	852.5	904.1	949.1	946.9	951.3
72.5°	142.1	213.0	266.2	346.3	425.5	522.9	605.5	678.3	755.7	803.4	865.1
75°	56.1	74.0	86.7	131.3	169.2	241.6	314.4	353.8	414.6	456.2	499.0
77.5°	40.3	44.1	44.7	52.0	54.8	76.0	88.8	102.4	115.3	123.4	121.9
80°	31.2	33.7	33.7	36.9	36.5	40.6	39.6	43.5	43.2	46.4	44.1
82.5°	23.4	25.0	25.0	27.4	27.4	29.9	29.4	31.8	30.9	33.1	30.9
85°	15.1	16.7	16.7	18.0	17.3	19.9	19.5	21.4	20.5	21.4	19.9
87.5°	8.5	9.4	9.8	10.7	9.8	11.7	11.4	12.3	11.4	12.3	11.7
90°	8.2	8.7	8.6	9.7	9.3	11.7	10.4	11.9	9.8	12.7	9.9
92.5°	6.6	6.8	6.8	6.8	6.8	6.8	6.6	6.4	6.1	5.9	5.9
95°	6.8	6.8	7.1	7.4	7.6	7.8	7.6	7.4	7.1	6.8	6.8
97.5°	11.0	11.8	11.3	10.8	10.3	9.8	9.6	9.3	9.1	8.8	8.6
100°	26.5	28.5	27.7	26.9	26.3	25.5	24.7	24.1	23.4	22.5	21.6
102.5°	46.6	49.0	48.3	47.6	46.9	46.2	44.9	43.7	42.4	41.2	40.4
105°	68.5	70.7	70.2	69.7	69.2	68.7	67.6	66.3	64.9	63.8	62.8
107.5°	91.4	93.2	93.1	92.7	92.4	92.3	91.3	90.3	89.3	88.3	87.6
110°	116.3	117.8	117.9	118.3	118.6	118.8	118.3	117.8	117.3	116.8	116.0



REPORT NUMBER: P271691

CATALOG NUMBER: IST-AF-350-LED-E1-RW-7027-ULG

**CANDELA DISTRIBUTION (continued):**

	52.5°	55°	57.5°	60°	62.5°	65°	67.5°	70°	72.5°	75°	77.5°
112.5°	144.1	145.3	145.7	146.2	146.7	147.2	147.1	146.7	146.4	146.2	145.7
115°	174.5	175.7	176.4	177.1	177.9	178.7	177.9	177.1	176.4	175.7	175.2
117.5°	205.6	207.1	208.0	209.0	210.0	211.0	209.8	208.6	207.3	206.1	205.6
120°	240.7	241.5	242.5	243.4	244.4	245.3	244.2	242.9	241.6	240.5	239.9
122.5°	273.4	273.8	274.8	275.8	276.8	277.8	276.6	275.3	274.1	272.8	272.4
125°	306.4	307.2	307.7	308.2	308.7	309.2	308.0	306.7	305.4	304.3	304.3
127.5°	337.4	338.6	338.8	339.1	339.4	339.6	339.6	339.6	339.6	339.6	339.4
130°	368.8	370.0	371.0	372.0	373.0	374.0	374.0	374.0	374.0	374.0	373.4
132.5°	401.9	403.4	404.6	405.9	407.1	408.3	407.8	407.3	406.8	406.3	406.3
135°	433.3	434.8	435.9	437.3	438.6	439.7	439.5	439.2	438.9	438.7	439.5
137.5°	463.1	464.2	464.7	465.2	465.7	466.2	466.4	466.7	467.0	467.2	468.4
140°	489.9	490.7	491.2	491.7	492.2	492.7	493.2	493.7	494.2	494.7	495.9
142.5°	516.7	517.2	518.7	520.2	521.6	523.2	523.2	523.2	523.2	523.2	523.4
145°	544.6	545.7	547.2	548.7	550.1	551.6	551.4	551.1	550.8	550.6	549.9
147.5°	568.1	569.3	570.4	571.7	573.0	574.2	574.4	574.6	574.9	575.2	574.4
150°	585.0	586.0	586.8	587.4	588.1	588.9	589.6	590.4	591.1	591.8	592.6
152.5°	599.5	599.7	600.4	601.1	601.9	602.7	603.6	604.6	605.5	606.5	607.7
155°	614.9	614.4	615.6	616.9	618.1	619.3	620.5	621.8	623.1	624.2	624.7
157.5°	632.2	632.0	633.0	634.0	635.0	636.0	636.4	637.0	637.4	638.0	638.0
160°	645.1	645.8	647.3	648.8	650.2	651.7	650.9	650.2	649.6	648.8	648.6
162.5°	653.7	654.7	655.7	656.6	657.6	658.5	658.4	658.1	657.8	657.6	657.1
165°	659.7	659.5	660.7	662.1	663.3	664.5	665.3	665.9	666.6	667.4	666.9
167.5°	667.2	665.5	666.9	668.4	669.9	671.3	672.3	673.3	674.3	675.3	675.3
170°	674.4	673.3	674.1	674.8	675.4	676.2	677.4	678.7	679.9	681.2	681.6
172.5°	676.4	676.2	677.1	677.7	678.4	679.2	679.7	680.2	680.6	681.2	681.6
175°	677.2	677.2	678.4	679.7	680.9	682.2	682.4	682.6	682.9	683.1	682.6
177.5°	681.4	681.2	682.4	683.6	684.9	686.0	686.6	687.0	687.6	688.0	687.2
180°	687.0	687.0	687.0	687.0	687.0	687.0	687.0	687.0	687.0	687.0	687.0



REPORT NUMBER: P271691

CATALOG NUMBER: IST-AF-350-LED-E1-RW-7027-ULG

**CANDELA DISTRIBUTION (continued):**

	80°	82.5°	85°	87.5°	90°
0°	246.0	246.0	246.0	246.0	246.0
2.5°	246.0	245.3	246.7	244.8	246.3
5°	250.4	247.7	251.1	247.7	250.8
7.5°	256.5	251.7	256.7	251.7	256.7
10°	262.1	254.2	262.5	254.8	262.8
12.5°	270.6	261.1	271.8	261.5	271.8
15°	280.0	269.3	281.3	269.7	282.0
17.5°	287.5	277.3	288.9	277.3	289.3
20°	293.9	285.8	295.5	285.8	296.4
22.5°	301.2	295.3	303.1	295.3	305.0
25°	310.6	306.5	312.8	307.1	314.0
27.5°	321.6	318.8	323.9	319.8	325.1
30°	334.6	333.6	336.1	334.3	337.4
32.5°	349.0	351.2	351.2	351.2	352.6
35°	370.1	372.1	372.1	372.7	373.0
37.5°	390.3	393.5	393.2	394.1	394.1
40°	411.4	415.6	415.6	415.6	416.2
42.5°	434.7	439.1	439.8	437.9	439.1
45°	460.9	462.4	464.1	463.1	465.3
47.5°	488.9	490.6	491.7	490.6	494.0
50°	522.1	521.6	525.1	521.6	526.8
52.5°	556.7	559.5	561.7	558.3	561.7
55°	595.8	594.8	602.0	597.4	602.0
57.5°	638.5	638.5	645.8	641.4	646.8
60°	689.3	685.1	695.3	688.0	695.3
62.5°	740.7	733.4	744.8	738.5	747.9
65°	799.9	789.5	800.2	791.9	800.5
67.5°	859.7	847.7	851.2	847.1	851.9
70°	936.7	935.0	930.9	943.0	932.5
72.5°	855.3	873.6	858.8	887.4	867.9
75°	525.5	559.1	577.8	607.1	602.3
77.5°	124.4	110.6	121.9	109.3	123.2
80°	46.0	42.0	43.7	38.1	42.5
82.5°	31.5	27.4	26.5	21.1	22.6
85°	20.1	16.3	15.1	12.6	13.8
87.5°	11.9	9.2	8.5	7.3	7.5
90°	11.3	8.6	9.4	7.5	9.1
92.5°	5.9	5.9	5.9	5.9	5.9
95°	6.8	6.8	6.8	6.8	6.8
97.5°	8.4	8.1	7.8	7.8	7.8
100°	20.6	19.7	18.7	18.7	18.7
102.5°	39.7	39.1	38.3	37.8	37.3
105°	61.8	60.8	59.8	59.8	59.8
107.5°	86.9	86.1	85.4	84.9	84.4
110°	115.3	114.6	113.8	114.4	114.8



REPORT NUMBER: P271691

CATALOG NUMBER: IST-AF-350-LED-E1-RW-7027-ULG

**CANDELA DISTRIBUTION (continued):**

	80°	82.5°	85°	87.5°	90°
112.5°	145.3	144.8	144.3	144.3	144.3
115°	174.7	174.2	173.7	174.2	174.7
117.5°	205.2	204.6	204.2	204.6	205.2
120°	239.5	238.9	238.5	238.5	238.5
122.5°	271.8	271.4	270.9	271.4	271.8
125°	304.3	304.3	304.3	304.3	304.3
127.5°	339.1	338.8	338.6	339.6	340.5
130°	373.0	372.4	372.0	372.4	373.0
132.5°	406.3	406.3	406.3	406.8	407.3
135°	440.2	440.9	441.7	442.1	442.7
137.5°	469.6	470.9	472.1	472.6	473.0
140°	497.1	498.4	499.5	500.5	501.5
142.5°	523.6	523.9	524.1	525.1	526.0
145°	549.1	548.4	547.7	548.7	549.7
147.5°	573.7	573.0	572.2	573.2	574.2
150°	593.3	594.0	594.8	596.7	598.7
152.5°	609.1	610.3	611.5	613.9	616.3
155°	625.2	625.7	626.2	627.6	629.2
157.5°	638.0	638.0	638.0	640.4	642.8
160°	648.3	647.9	647.8	650.7	653.7
162.5°	656.6	656.1	655.7	658.5	661.5
165°	666.5	665.9	665.5	667.4	669.3
167.5°	675.3	675.3	675.3	678.2	681.2
170°	682.2	682.6	683.1	685.6	688.0
172.5°	682.2	682.6	683.1	685.6	688.0
175°	682.2	681.6	681.2	683.6	686.0
177.5°	686.6	685.9	685.0	687.0	689.0
180°	687.0	687.0	687.0	687.0	687.0

(END OF REPORT)